


Wide Panel Ceilings

Hunter Douglas Wide Panel Ceilings enables the architect to design a closed ceiling with high performance aluminium or steel materials. In order to give maximum freedom in design there is a wide choice in panels with soft edges for a monolithic ceiling appearance or panels with square edges which results in a smooth ceiling with a narrow butt joint.



HunterDouglas 
Architectural

Wide Panel

Impressive Size Impressive Panel



DESIGN FLEXIBILITY

The robust wide panel appearance provides interesting possibilities for spatial room designing. The ceiling panels show a straight L-joint or a neat V-joint. The panels can be installed as Clip-in, Lay-on, Carrier or C-grid system.

The 300 mm wide panels are available up to 6 m length. A range of colours and finishes are standard available and special colours upon request.

DURABILITY

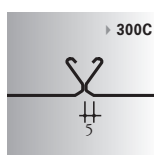
Wide panel ceilings are manufactured from durable roll formed aluminium (0.7 mm) or steel (0.6 mm) coil, finished with a polyester paint to provide a long, low maintenance life. The coating is stove enamelled in a continuous coil coating process ensuring uniform coating thickness and absolute adhesion. For exterior applications aluminium panels with Luxacote® finish are available.

EASY PLENUM ACCESS

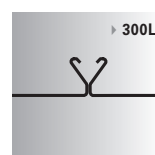
The panels can be easily demounted by hand allowing easy and full access to services and installation in the plenum.

ACOUSTIC PERFORMANCE

In order to improve the acoustic comfort in a room, the ceiling panels can be perforated with a 1.5 or 2 mm round hole. As a standard feature, perforated panels can be supplied with a sound absorbing non woven tissue glued into the panel for enhanced acoustical performance.



Neat V-Joint



Straight L-Joint



FIRE BEHAVIOUR

All Luxalon® metal ceiling systems by Hunter Douglas obtain a high classification according to EN 13501-1. They have been tested in official fire tests at TNO-Bouw Delft, an independent Dutch building and construction research institute.

Our 300 mm wide panel ceiling system establishes a distinct, robust look. Panels span lengths up to 6 m, requiring fewer panels and joints to reduce installation cost.

With two joint options and a variety of perforations for acoustical performance, our wide panels trim costs without trimming style. They are a quick way to make a big first impression.

CONTENT	Page
300C/300L Lay-on	2
Bandraaster	3
Carrier	4
C-grid	5
300C Clip-in	6
Acoustics	7
Material Specifications	8

For detailed information please see our website,
www.hunterdouglasarchitectural.eu

Designed to work for you



Production by
Hunter Douglas
Ceiling Center



HunterDouglas

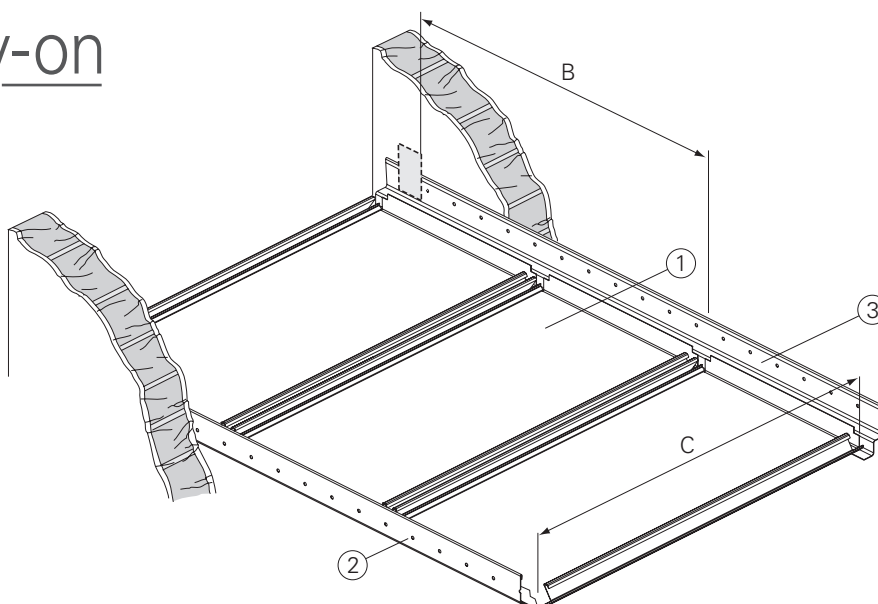
300C/300L Lay-on

PANELS

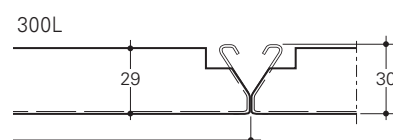
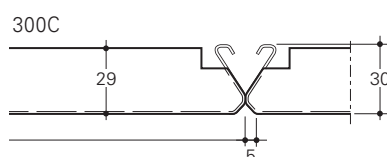
300C/300L Lay-on panels (1) are designed to be installed on wall angles.

SUSPENSION

The panels are supported at their ends by wall angle profiles (2 & 3). The panels have straight upstands at the panel ends. When accessing the plenum the panels can be lifted and stacked onto adjacent installed panels to avoid having to lower the panels down to the floor.

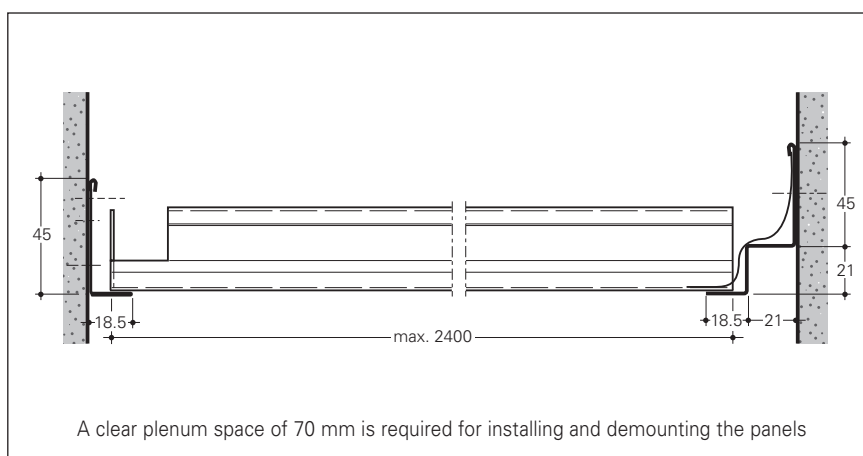


- 1 = lay-on panel
- 2 = wall L-profile
- 3 = wall W-profile



CONSTRUCTION DETAILS

L or W steel edge profiles can be used as perimeters.



MAXIMUM SPANS

Panel type	Fixing distance B direct fixed	Panel Span C
Alu 0.7	300	2400
Steel 0.6	300	2400

DIMENSIONS & WEIGHTS

Panels from 250-1000 mm are available on request. Weight based on 2400 mm panels.

Panel	Width	Min. length	Max. length	Weight/m ²
Alu 0.7	300	1000	2400	2.5 kg
Steel 0.6				6.0 kg

MATERIAL REQUIREMENT PER M²

Requirements are based on using panels with a length of 2400 mm.

	Unit	300C/300L Lay-on system
Lay-on panels	1m	3.33
Wall profile	1m	0.83

300C/300L Bandraster

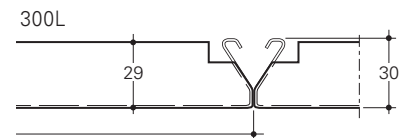
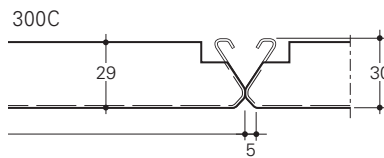
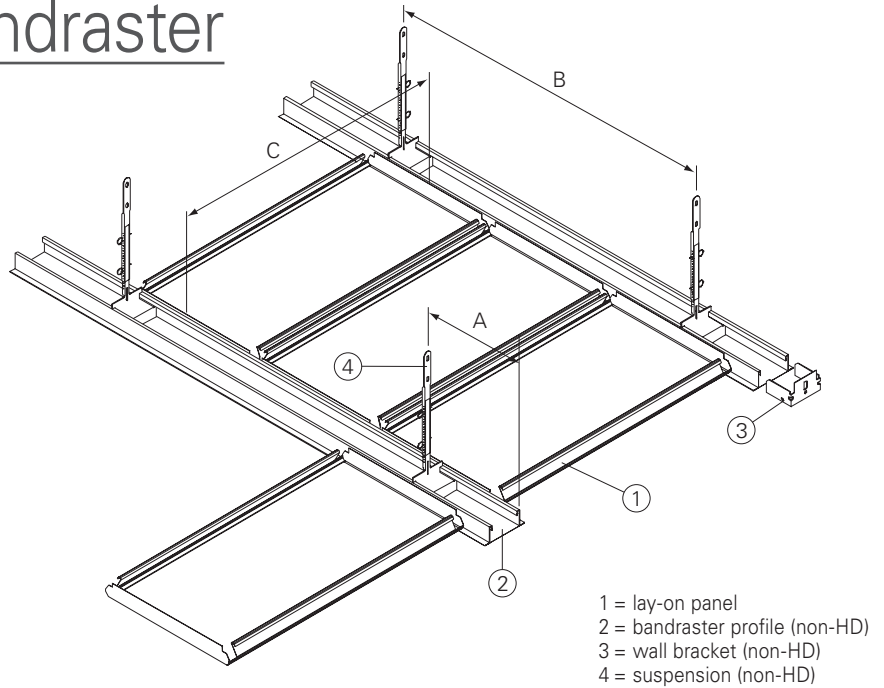
PANELS

300C/300L Lay-on panels (1) designed to be installed on bandraster profiles (2).

SUSPENSION

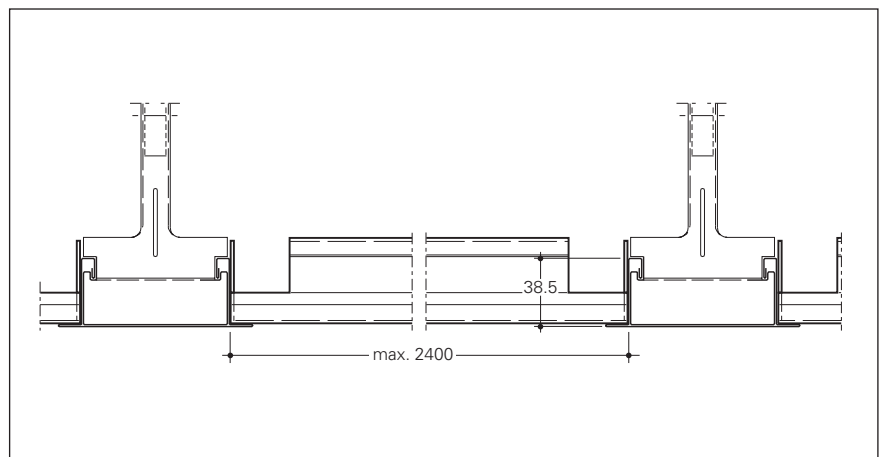
The panels have straight upstands at the panel ends.

When accessing the plenum the panels can be lifted and stacked onto adjacent installed panels to avoid having to lower the panels down to the floor.



CONSTRUCTION DETAILS

L or W steel edge profiles can be used as perimeters.



MAXIMUM SPANS

Panel type	Profile Span		Panel Span C
	A	B	
Alu 0.7/Steel 0.6	Non Hunter Douglas	Non Hunter Douglas	2400

DIMENSIONS & WEIGHTS

Panels from 250-1000 mm are available on request. Weight based on 2400 mm panels including sub-structure.

Panel	Width	Min. length	Max. length	Weight/m ²
Alu 0.7	300	1000	2400	3.5 kg
Steel 0.6				7.0 kg

MATERIAL REQUIREMENT PER M²

Requirements are based on using panels with a length of 2400 mm.

	Unit	300C/300L Bandraster system
Panels	lm	3.33
Bandraster profile (non HD)	lm	0.42

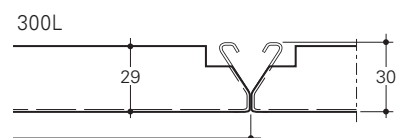
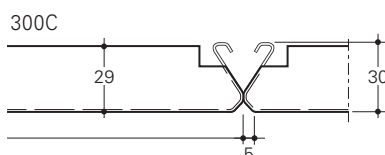
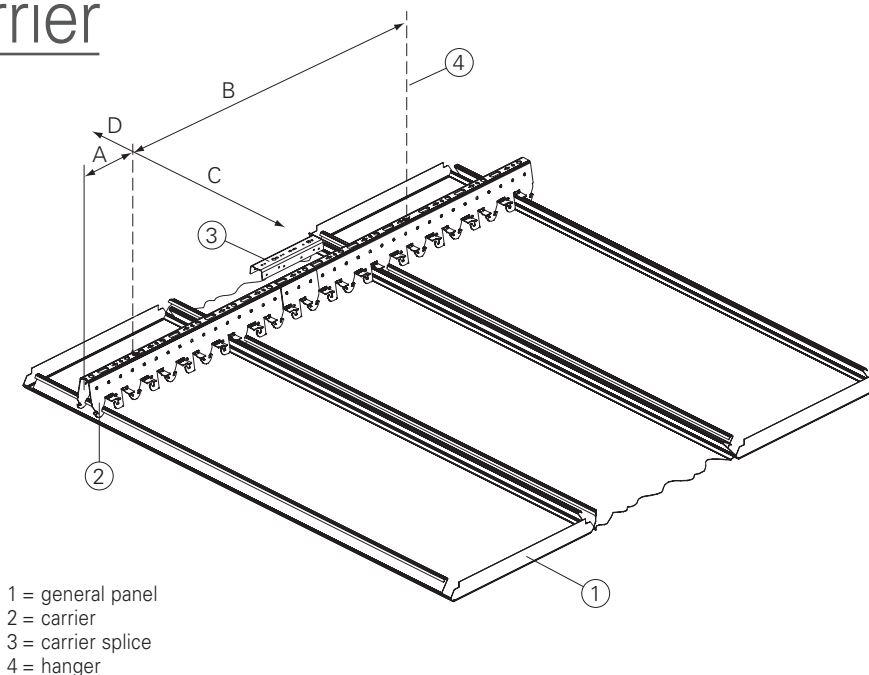
300C/300L Carrier

PANELS

The 300C/300L panels (1) can simply be fixed on the carrier (2) by hanging one side of the panel on the prongs of the carrier and pressing the other side with an upward movement. Integrated locking clips onto the carrier can be used to lock adapter panels. This system is also available for exterior use.

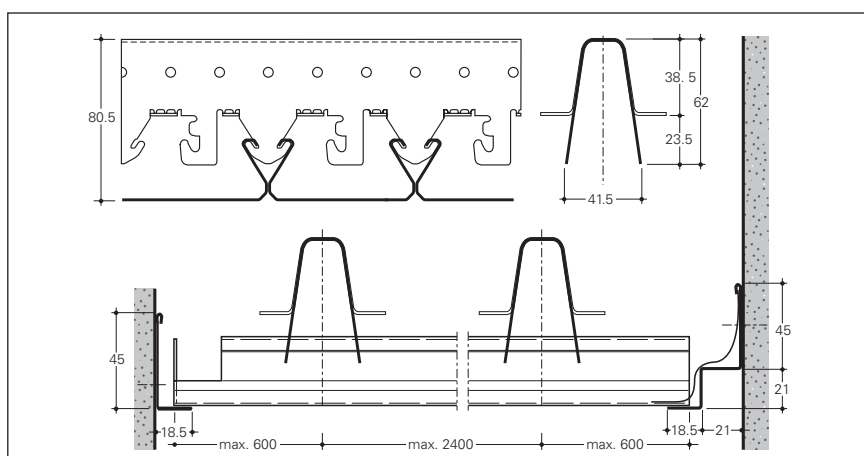
SUSPENSION

The panels are fixed to a carrier which allows for all panels to be removed individually. By keeping simultaneous pressure on the panel edge the panels can be moved down of the carrier.



CONSTRUCTION DETAILS

A standard range of edge profiles can be used as perimeters.



MAXIMUM SPANS

Panel type	Carrier Span				Panel Span			
	Steel 1.0		Alu 0.95		300C		300L	
	A	B	A	B	C	D	C	D
Alu 0.7	300	2000	300	1450	2400	600	1800	300
Steel 0.6	300	1600	N.A.	N.A.	2400	600	1800	300

DIMENSIONS & WEIGHTS

Panels from 250-1000 mm are available on request. Weight based on 2400 mm panels including sub-structure.

Panel	Width	Min. length	Max. length	Weight/m ²
Alu 0.7	300	1000	6000	2.9 kg
Steel 0.6				6.4 kg

MATERIAL REQUIREMENT PER M²

Requirements are based on using panels with a length of 2400 mm.

* Depending on steel or alu carrier

	Unit	300C/300L Carrier system
Panels	lm	3.33
Carrier	lm	0.42 / 0.56
Carrier splice	pcs	0.08 / 0.11
Suspension	pcs	variable: 0.21 - 0.37*

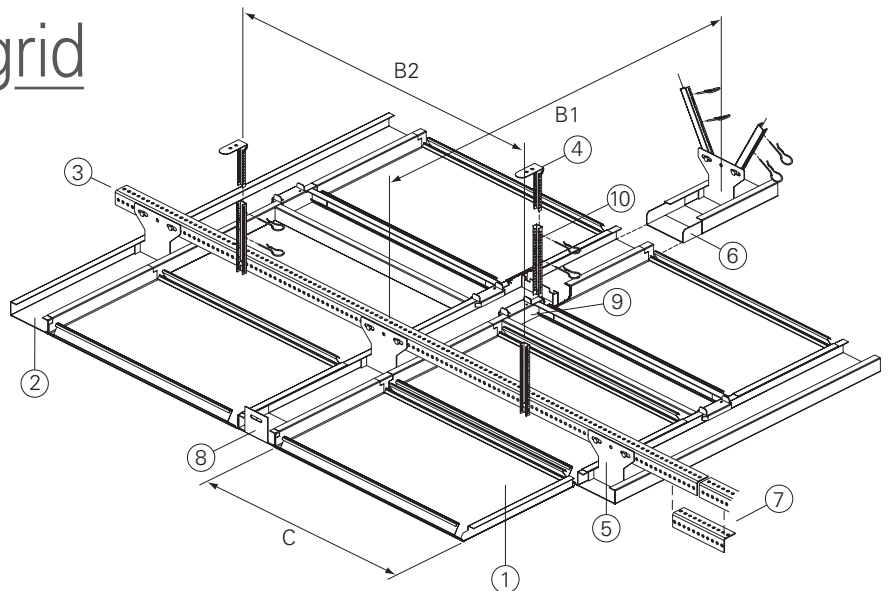
300C/300L C-grid

PANELS

The system consists of C-grid sections installed unidirectional or in a grid pattern. The 300C/300L panels (1) have a flange on each side and are laid in between the C-grid sections (2).

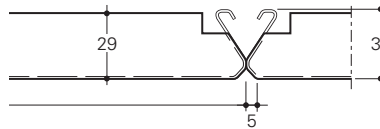
SUSPENSION

The suspension structure consists of exposed C-grid sections (2) which are installed parallel to each other to form a continuous main support. These are cross braced by primary angles (3) to ensure the spacing between the sections. A square grid system can be made by incorporating C-grid cross members that are butt joined against the main section. The cross connector (9) ensures a close fit at the junction points.

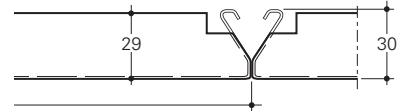


- 1 = C-grid panel
- 2 = C-grid
- 3 = primary angle
- 4 = nonius hanger + locking clips
- 5 = C-grid suspension shoe
- 6 = C-grid splice
- 7 = primary angle splice
- 8 = C-grid wall bracket
- 9 = C-grid cross connector
- 10 = C-grid nonius hanger

300C

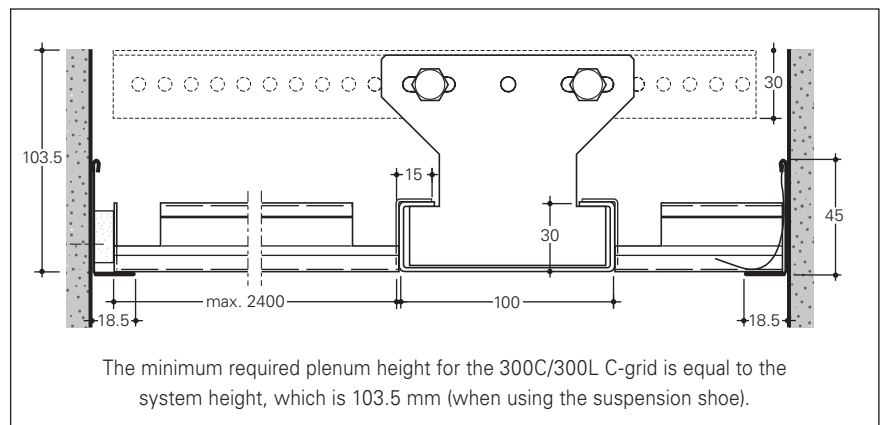


300L



CONSTRUCTION DETAILS

A standard range of steel edge profiles can be used as perimeters.



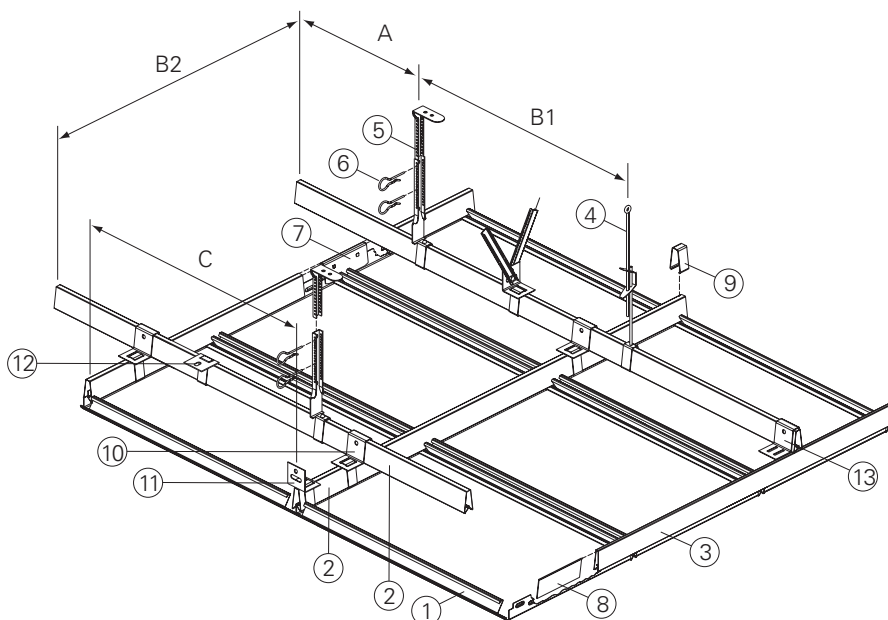
300C Clip-in

PANELS

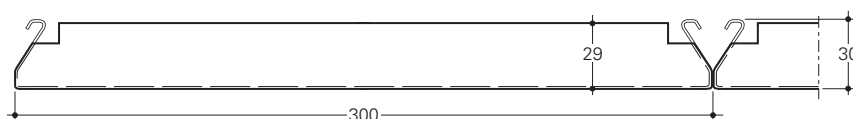
300C Clip-in panels (1) are produced with notches (dimple points) in the panel ends to ensure a positive lock into the Clip-in profile (2).

SUSPENSION

The Clip-in suspension system (2) consists of an A-shaped profile which is used both as the upper primary support as well as the Clip-in profile support.



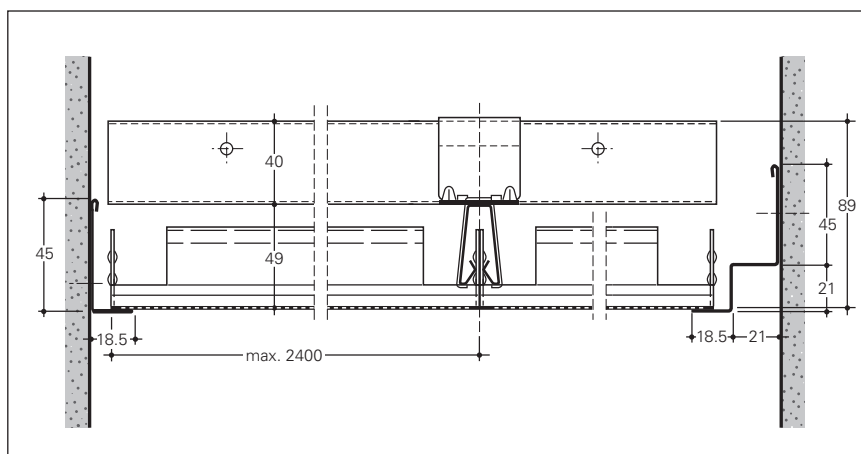
- | | | |
|----------------------------|-----------------------------------|-------------------------------------|
| 1 = clip-in panel | 6 = locking clip | 11 = wall bracket |
| 2 = clip-in profile | 7 = clip-in profile splice | 12 = direct wall/ceiling bracket |
| 3 = single clip-in profile | 8 = single clip-in profile splice | 13 = single clip-in cross connector |
| 4 = rod hanger | 9 = standard end clamp | |
| 5 = nonius hanger | 10 = clip-in cross connector | |



CONSTRUCTION DETAILS

Hanger systems may be used, including the rapid hanger system which allows for a quick and accurate ceiling alignment.

The standard range of Hunter Douglas steel edge profiles can be used as perimeters.



MAXIMUM SPANS

Panel type	Clip-in Profile			Panel Span C
	A	B1	B2	
Alu 0.7/Steel 0.6	250	1250	1200	2400

DIMENSIONS & WEIGHTS

Panels from 600-1000 mm are available on request. Weight based on 2400 mm panels including sub-structure.

Panel	Width	Min. length	Max. length	Weight/m ²
Alu 0.7	300	1000	2400	3.7 kg
Steel 0.6				7.7 kg

MATERIAL REQUIREMENT PER M²


Requirements are based on using panels with a length of 2400 mm. Edge profiles and other accessories depend on individual project requirements.

	Unit	300C Clip-in system
Panels	1m	3.33
Primary grid	1m	0.42
Secondary grid	1m	0.83
Clip-in profile connector	pcs	0.35
Clip-in profile splice	pcs	0.25
Suspension	pcs	0.67

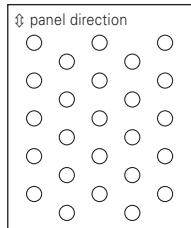
Acoustics

PERFORATION OPTIONS

Panels can be supplied perforated with a \varnothing of 1.5 or 2.0 mm (open area of 23% and 16%). As a standard feature, perforated panels are supplied with a sound absorbing non-woven tissue glued into the panel for enhanced acoustical performance.

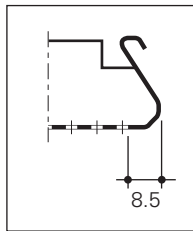


D1523
 \varnothing 1.5 mm
 23% open area
 Δ 3 mm



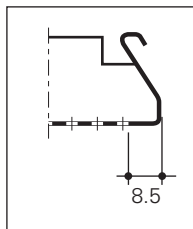
D2016
 \varnothing 2.0 mm
 16% open area
 Δ 5 mm

300C



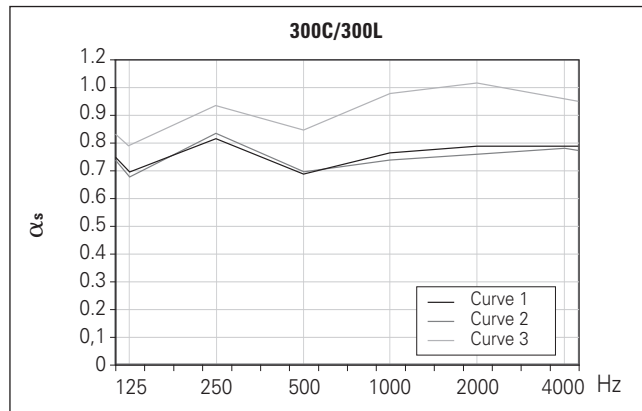
Note: Panels have a nominal plain border of 8.5 mm along the longitudinal panel direction in order to assure maximum flatness and product stability.

300L



Note: Panels have a nominal plain border of 8.5 mm along the longitudinal panel direction in order to assure maximum flatness and product stability.

SOUND ABSORPTION DATA 300C/300L



α_s = sound absorption degree:
 an absorption of 1.0 indicates a 100% absorption of sound.

- Curve 1 α_s 300C/300L

\varnothing 2.0 mm perforated panels, provided with 0.2 mm thick, black non-woven acoustic tissue glued over the whole perforated area. Plenum depth is 400 mm.

- Curve 2 α_s 300C/300L

\varnothing 1.5 mm perforated panels, provided with 0.2 mm thick, black non-woven acoustic tissue glued over the whole perforated area. Plenum depth is 400 mm.

- Curve 3 α_s 300C/300L

\varnothing 1.5 mm perforated panels, provided with 0.2 mm thick, black non-woven acoustic tissue glued over the whole perforated area plus 25 mm thick mineral wool pad with a density of 16 kg/m³. Plenum depth is 400 mm.

Freq. Hz.	125	250	500	1000	2000	4000	α_w
Curve 1	0.70	0.81	0.69	0.77	0.79	0.79	0.75(L)
Curve 2	0.68	0.83	0.70	0.74	0.76	0.78	0.75(L)
Curve 3	0.79	0.93	0.84	0.99	1.01	0.96	-

The 300C Wide Panel ceilings were tested by TNO Delft (The Netherlands), an independent official testing institute. Report no.: TPD-HAG-RPT-94-0037
 300L panel due to shape similar performance as 300C panel.

Material



We are dedicated manufacturing a sustainable product. Our paint and aluminium melting processes are considered to be one of the industry standards in terms of clean production processes. Hunter Douglas products are made from recycled aluminum for more than 90%.

Unprecedented Protection
LUXACOTE®
for exterior application

Our proprietary coil-coating process ensures ceiling panels get a superb finish. Independent tests have proven the excellent performance characteristics of Luxacote®. The topcoat contains a solid UV filter that guarantees perfect colourfastness and gloss stability. The topcoat also offers better resistance against scratches with a structure that resists and masks any minor damage that may occur during installation, resulting in a high abrasion resistance. The alloy and pre-treatment also offer optimal resistance to corrosion.

SPECIFICATIONS

- Coating

The tough and durable 2-layer polyester finish in a nominal thickness of 20 microns, is stove enamelled in a continuous coil-coating process ensuring uniform coating thickness and absolute adhesion.


- Colour range

The standard Hunter Douglas interior and exterior colour range for 300C/300L includes several different colours and finishes. See colour chart. Any other (RAL or NCS) colour is available on request.

- Tolerances

As a member of the Technical Association of Industrial Metal Ceiling Manufacturers (TAIM), Hunter Douglas complies with tolerance criteria as specified in chapter 4 of the TAIM Quality standards for metal.

EXTERIOR USE



Exterior building applications cope with severe conditions like wind, rain, snow, dirt, vandalism and UV light. Our special aluminium alloy, high-quality surface treatments featuring Luxacote® and our windproof systems ensure durability in applications like canopies, shopping centres and railway/underground stations.

- Box-shape, bevel-edge and round-edge panels
- Special alloy of corrosion-resistant aluminium
- Luxacote® coating system resistant to UV and scratches and is rain-, dirt- and snow-proof
- Certified for wind loads

HUNTER DOUGLAS ARCHITECTURAL

In the last 60 years, we have been fortunate enough to help turn countless innovative ideas into products for innovative buildings. With major operation centres in Europe, North America, Latin America, Asia and Australia we contribute to thousands of high-profile projects including shopping centres, airports, government offices, hospitals, universities and offices.



▲ SUN LOUVRES



▲ PLAFONDS



▲ FAÇADES



ARCHITECTURAL SERVICES

We support our business partners with a wide range of technical consulting and support services for architects, developers, and installers. We assist architects and developers with recommendations regarding materials, shapes and dimensions, colours and finishes.

We also help creating design proposals, visualisations, and installation drawings. Our services to installers range from providing detailed installation drawings and instructions to training installers and advising on the building site.

Designed to work for you



Hunter Douglas adopts the cradle to cradle (C2C) product philosophy to the design of products that fit the circular paradigm. They are designed for longevity, using materially healthy technical nutrients that can be reused at end of life as a high-quality source for something new.

Cradle to Cradle Certified™ is a certification mark licensed by the Cradle to Cradle Products Innovation Institute.



Hunter Douglas products and solutions are designed to improve indoor environmental quality and conserve energy, supporting built environments that are comfortable, healthy, productive, and sustainable.




All aluminium products are 100% recyclable at the end of their lifecycle.




Learn More


- Contact our Sales office
- www.hunterdouglasarchitectural.eu




HeartFelt® Linear



Wide Panel




Linear




Cell | Stretch metal




Baffles



Curved



Tiles | Planks | XLnt



Exterior

Belgium
Bulgaria
Croatia / Slovenia
Czech Republic
Denmark
France
Germany
Greece
Hungary
Italy
The Netherlands
Norway
Poland
Portugal
Romania
Russia
Serbia
Slovakia
Spain
Sweden
Switzerland
Turkey
United Kingdom
Africa
Middle East

Asia
Australia
Latin America
North America

Hunter Douglas Architectural United Kingdom

8 Charter Gate
Clayfield Close, Moulton Park
NN3 6QF Northampton
United Kingdom
Tel. +44 (0)1604 648 229
info@hunterdouglas.co.uk
www.hunterdouglas.co.uk