
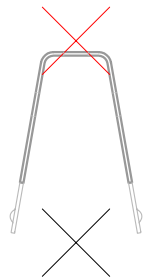




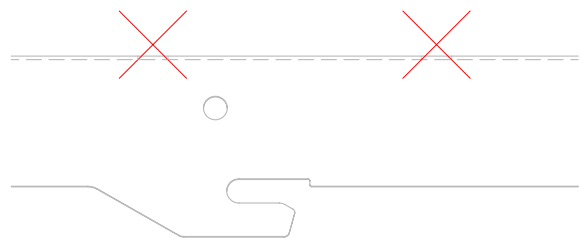
30.0539
 AL. PANEL 150F-side



30.0539
 AL. PANEL 150F-sec



30.1850
 STRINGER 150F-sec



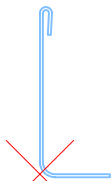
30.1850
 STRINGER 150F-side



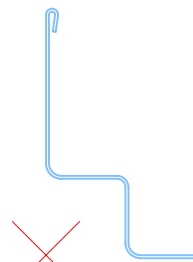
30.4313
 SPLICE 150F-side



30.4313
 SPLICE 150F-front



33.2430 EDGE PROFILE
 0.8 AL-L 45x18.5-sec



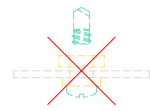
33.2426 EDGE PROFILE
 0.8 AL-W 45x21x21x18.5-sec



30.4113
 WASHER SET-side



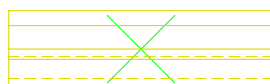
WASHER SET 30.4113
 &
 PLATE SCREW 30.4046-front




WASHER SET 30.4113
 &
 PLATE SCREW 30.4046-side



30.4307
 SEALING PIECE
 150F/200F-front



30.4307
 SEALING PIECE
 150F/200F-side



30.4707
 U-BRACKET 150F
 (Stringer)-side