



33.1010
AL PANEL 84R-sec



33.1010
AL PANEL 84R-side



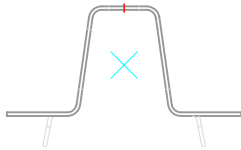
33.4503
AL PANEL SPLICE 84R-top



33.4503
AL PANEL SPLICE 84R-front



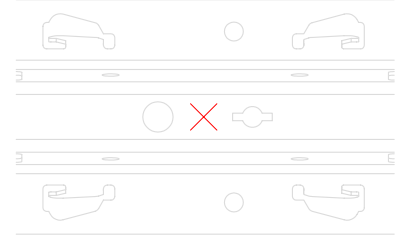
33.4503
AL PANEL SPLICE 84R-side



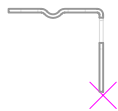
33.2064
AL CARRIER 100-sec



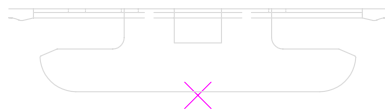
33.2064
AL CARRIER 100-side



33.2064
AL CARRIER 100-top



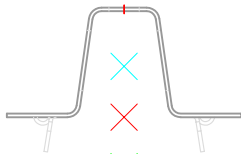
33.2998
AL FLEXIBLE CARRIER 100-sec



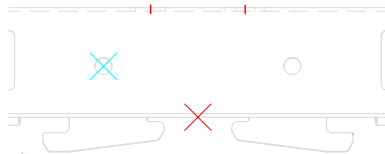
33.2998
AL FLEXIBLE CARRIER 100-side



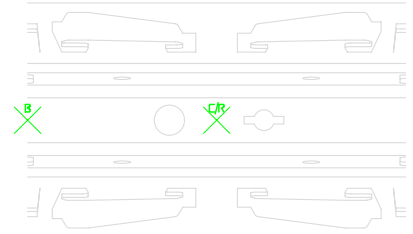
33.2998
AL FLEXIBLE CARRIER 100-top



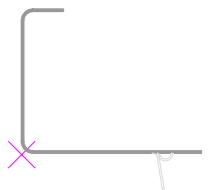
33.2009
AL CARRIER 84 RBC-sec



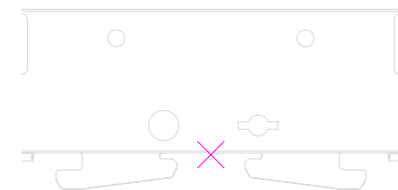
33.2009
AL CARRIER 84 RBC-side



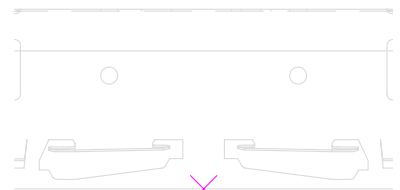
33.2009
AL CARRIER 84 RBC-top



33.2494
Fe WALL CARRIER 84 RBC-sec



33.2494
Fe WALL CARRIER 84 RBC-side



33.2494
Fe WALL CARRIER 84 RBC-top



33.3002 AL FLUSH
JOIN PROFILE-sec



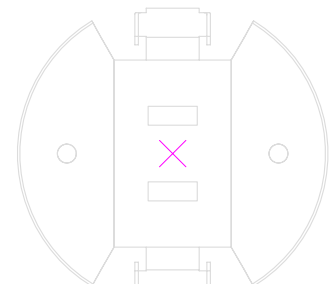
33.4645 ENDCAP
84R-sec



33.4034
AL PANEL CLIP 84R-front



33.4034
AL PANEL CLIP 84R-side



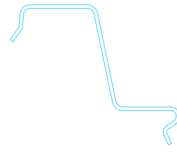
33.4034
AL PANEL CLIP 84R-top



33.2410 EDGE PROFILE
 AL-L 29x19-sec



33.5401 HOLD-DOWN
 CLIP FOR AL-L-side



33.4902
 FIXING CLIP AL 15,5-side



33.4902
 FIXING CLIP AL 15,5-front



33.2428 EDGE PROFILE
 0.8 AL-L 45x18.5-sec




33.5402 HOLD-DOWN CLIP
 FOR L EDGE PROFILE-side




33.4795 SUSPENSION
 ADJUST. SPRING-side
 (see rod hanger ref.)



33.4795 SUSPENSION
 ADJUST. SPRING-front
 (see rod hanger ref.)



33.2424 EDGE PROFILE
 0.8 AL-W 45x21x21x18.5-sec



33.5403 HOLD-DOWN CLIP
 FOR W EDGE PROFILE-side



33.4173 CARRIER SPLICE-front



33.4173 CARRIER SPLICE-side



33.2147 UNPRONGED
 AL CARRIER-sec



33.2147 UNPRONGED
 AL CARRIER-side



33.2182 EDGE PROFILE
 CLIP-DN 16mm-sec